

### FEATURES

- BROAD BAND INTERNALLY MATCHED FET
- HIGH POWER  
P1dB= 36.5dBm at 8.5GHz to 9.6GHz
- HIGH GAIN  
G1dB= 7.5dB at 8.5GHz to 9.6GHz
- HERMETICALLY SEALED PACKAGE



### RF PERFORMANCE SPECIFICATIONS ( Ta= 25°C )

CHARACTERISTICS	SYMBOL	CONDITIONS	UNIT	MIN.	TYP.	MAX.
Output Power at 1dB Gain Compression Point	P1dB	VDS= 9V IDSset= 2.0A f= 8.5 to 9.6GHz	dBm	35.5	36.5	—
Power Gain at 1dB Gain Compression Point	G1dB		dB	6.5	7.5	—
Drain Current	IDS		A	—	1.7	2.2
Power Added Efficiency	$\eta_{add}$		%	—	24	—
Channel Temperature Rise	$\Delta T_{ch}$	(VDS X IDS + Pin – P1dB) X Rth(c-c)	°C	—	—	70

Recommended Gate Resistance(Rg): 100  $\Omega$

### ELECTRICAL CHARACTERISTICS ( Ta= 25°C )

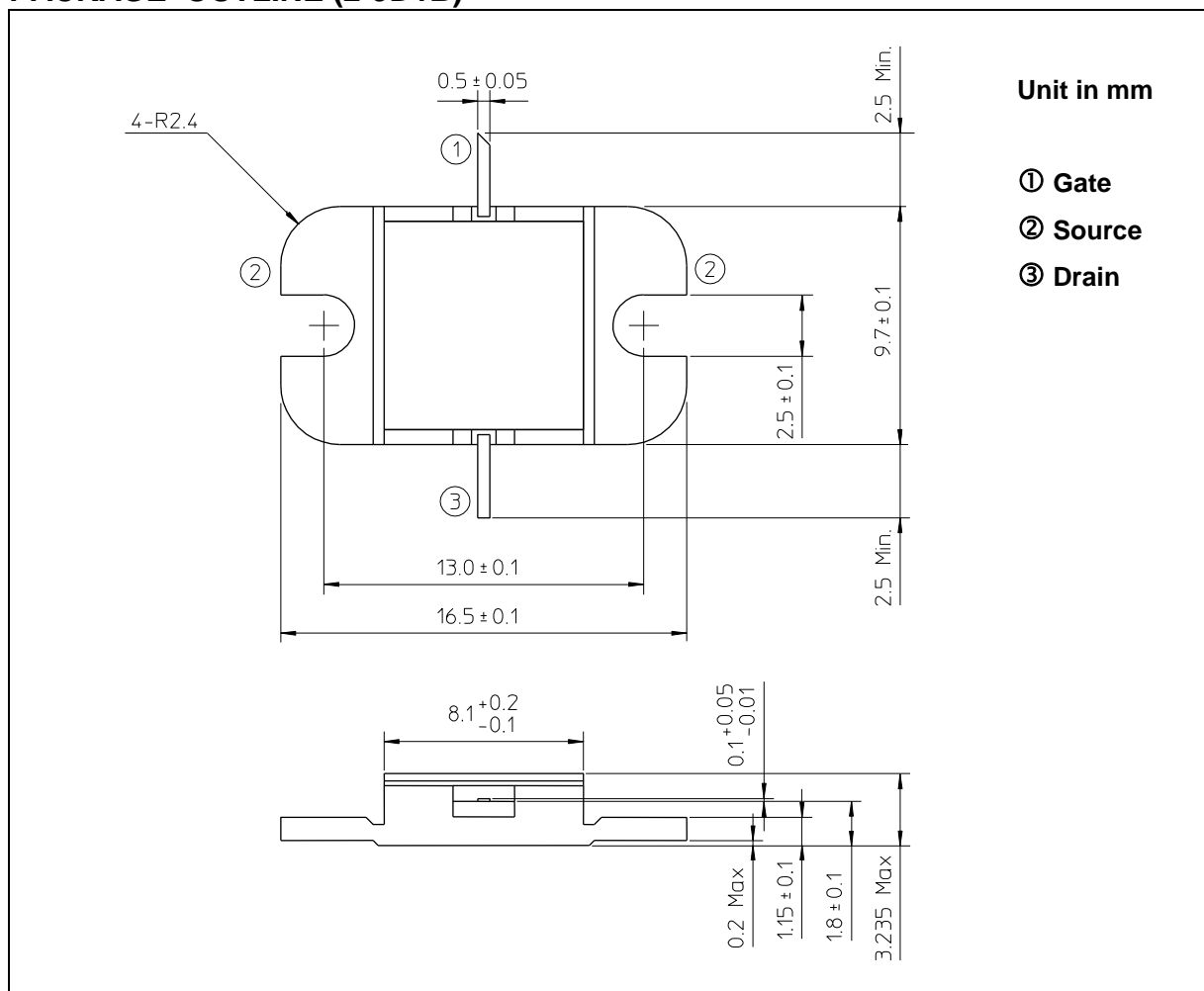
CHARACTERISTICS	SYMBOL	CONDITIONS	UNIT	MIN.	TYP.	MAX.
Transconductance	gm	VDS= 3V IDS= 2.0A	S	—	1.2	—
Pinch-off Voltage	VGSoff	VDS= 3V IDS= 60mA	V	-2.0	-3.5	-5.0
Saturated Drain Current	IDSS	VDS= 3V VGS= 0V	A	—	4.0	—
Gate-Source Breakdown Voltage	VGSO	IGS= -60 $\mu$ A	V	-5	—	—
Thermal Resistance	Rth(c-c)	Channel to Case	°C/W	—	2.9	3.5

- ◆ The information contained herein is presented as guidance for product use. No responsibility is assumed by TOSHIBA INFRASTRUCTURE SYSTEMS & SOLUTIONS CORPORATION (hereinafter, referred to as "TISS") for any infringement of patents or any other intellectual property rights of third parties that may result from the use of product. No license to any intellectual property right is granted by this document. The information contained herein is subject to change without prior notice. It is advisable to contact TISS before proceeding with design of equipment incorporating this product.

**ABSOLUTE MAXIMUM RATINGS (Ta= 25°C)**

CHARACTERISTICS	SYMBOL	UNIT	RATING
Drain-Source Voltage	VDS	V	15
Gate-Source Voltage	VGS	V	-5
Drain Current	IDS	A	5.2
Total Power Dissipation (Tc= 25°C)	PT	W	42.8
Channel Temperature	Tch	°C	175
Storage Temperature	Tstg	°C	-65 to +175

**PACKAGE OUTLINE (2-9D1B)**

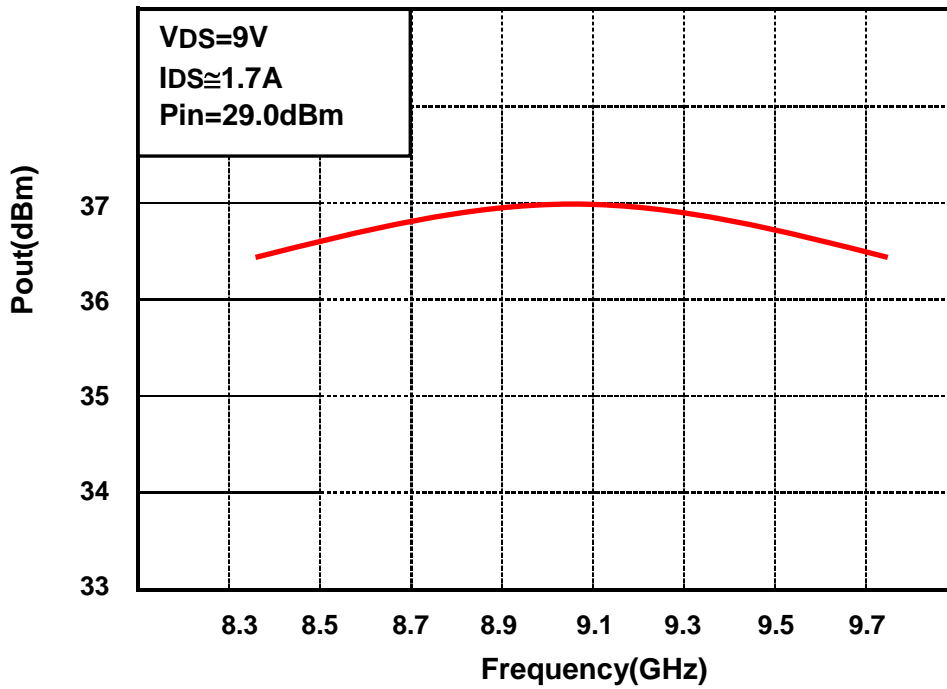


**HANDLING PRECAUTIONS FOR PACKAGE MODEL**

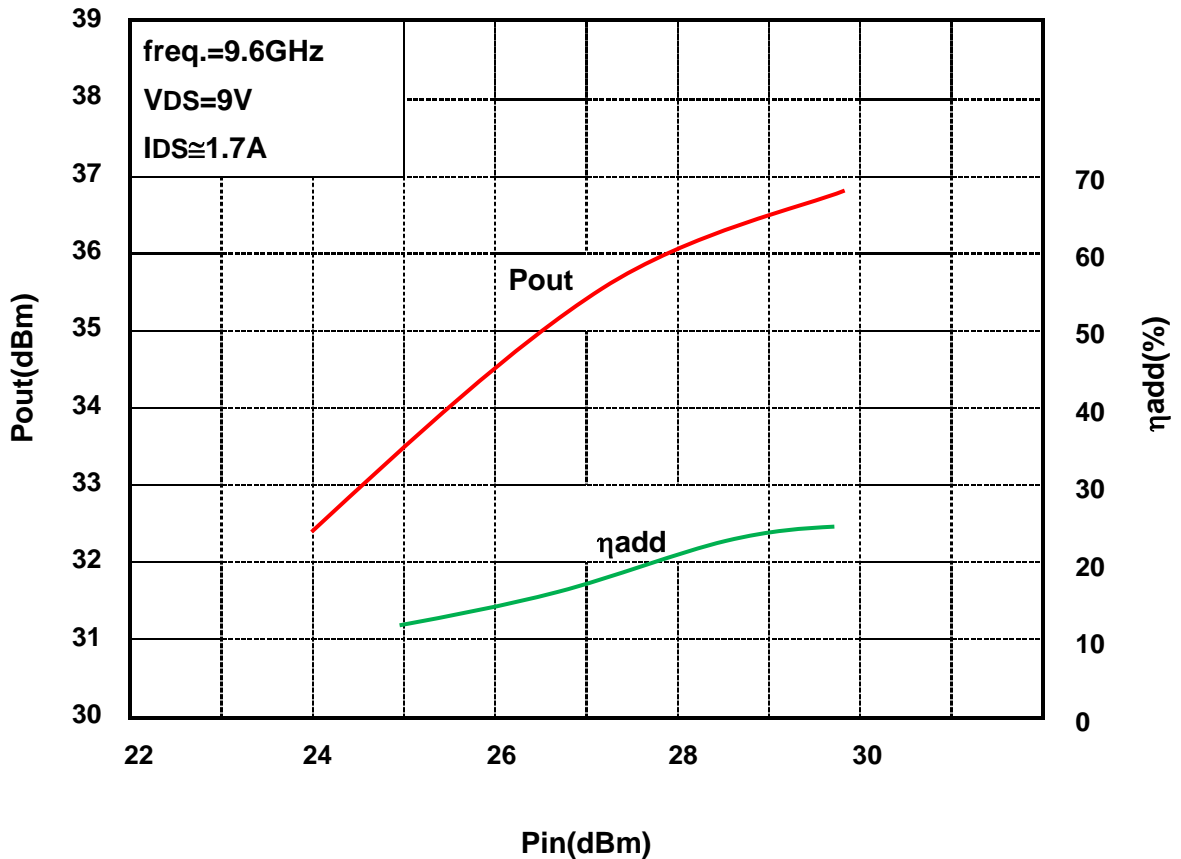
Soldering iron should be grounded and the operating time should not exceed 10 seconds at 260°C or 3 seconds at 350°C.

**RF PERFORMANCE**

**Output Power (Pout) vs. Frequency**



**Output Power(Pout) vs. Input Power(Pin)**



Power Dissipation(PT) vs. Case Temperature(Tc)

